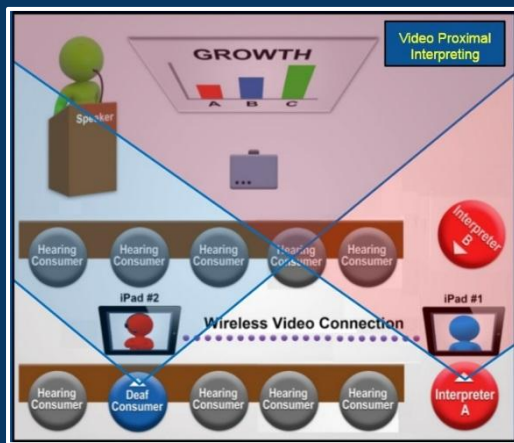
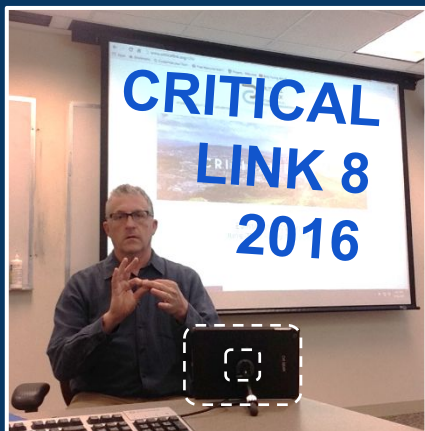


Blended Interpreting

Taking Charge and Creating Choice

2017 National Deaf Black Advocates Conference
April 1-6, 2017 - Baltimore, Maryland

Stephen Frank, CI & CT and *Niesha Shepard*



Blended Interpreting

Taking Charge and Creating Choice

Contents

- Slide # 3-5 Summary and Preface
- 6-8 Sequence for Success and Dynamic Positioning
- 9-11 Standard Set-up
- 12-14 *Video Visual Feed*
- 15-17 Value of Visual Information
- 18-20 *Video Proximal Interpreting*

Summary

This workshop introduces a new interpreting approach, Blended Interpreting (BI). BI solves obstacles when few deaf consumers attend mainstream group events, e.g. education, workplace and worship. Physical obstacles are prescribed seating, poor visual access and distracting backgrounds. Intangible obstacles are misunderstanding, fatigue and separation.

BI blends resources necessary for successfully arranging interpreted assignments. Uniquely, BI invites deaf consumers to express preferences and participate in decision making. The presenters will describe BI and demonstrate two new interpreting methods, *Video Visual Feed* and *Video Proximal Interpreting*. These two and other BI methods reengineer the interpreting process by enabling interpreters and consumers to take charge and create choice.

Preface

Thank you for attending this presentation entitled *Blended Interpreting: Taking Charge and Creating Change*. This topic pertains to sign language interpreting, primarily from voice to sign, at large group activities in educational, workplace, performance and religious settings.

It is a common view that deaf consumers receive, understand and benefit significantly less than their non-deaf counterparts at these activities. One researcher, Dr. Susan Mather, postulates that an overriding factor for the deficit is **Visual Split-Attention**. With the only one visual receptive channel, deaf consumers have to continually switch and split their visual attention among the speaker, interpreter and slides.



Visual Split-Attention is just one of many factors that comprise a large **disadvantage** for deaf consumers. Other factors are the unfavorable physical set-up, prescribed seating, lack or late availability of preparation materials,

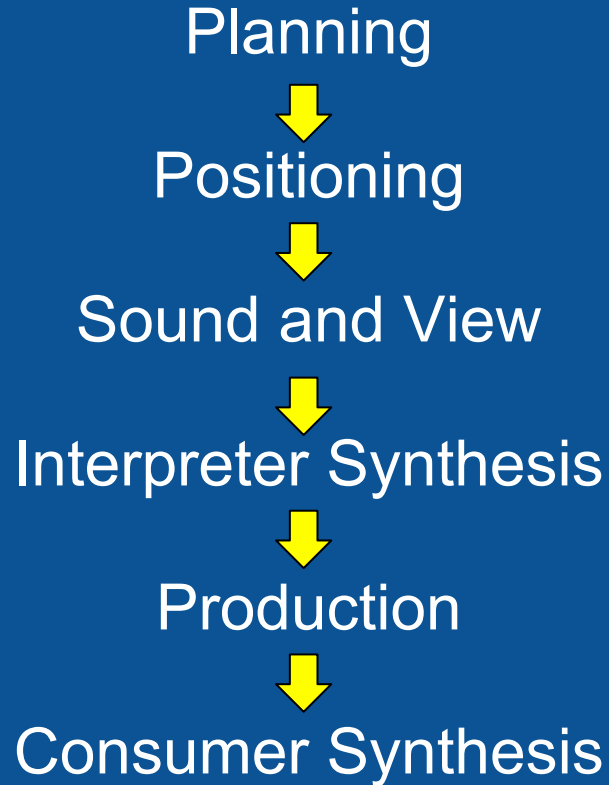
Preface (cont.)

preparation materials, interpreter's inability to view the speaker and visual aids (information inputs) and the program's fast pace. Interpreters and deaf consumers have little to no control, charge and choice. Therefore activity organizers are not providing equal communication access and deaf consumers are not getting the equivalent messages of the hearing speakers.

This presentation describes the current situation and proposes a new interpreting schema called **Blended Interpreting**. The presenters, both interpreters, one deaf and one hearing, will describe and demonstrate two interpreting methods that give deaf consumers and interpreters **up-vantages** these are increases in **control, charge** and **choice**.

Elements of Blended Interpreting is logical sequence of factors that lead to the desired result. Cooperation-positioning-visual field-interpreter comprehension-interpreter monitoring-synthesis-production-synthesis-comprehension

Sequence for Success





Dynamic Positioning & Visual Field

is a singular concept that regards the physical **positioning** and **visual fields** of deaf and deafblind consumers and interpreters as **high-priority** and **adaptable** elements in the interpreting process.

Stephen Frank, 2016



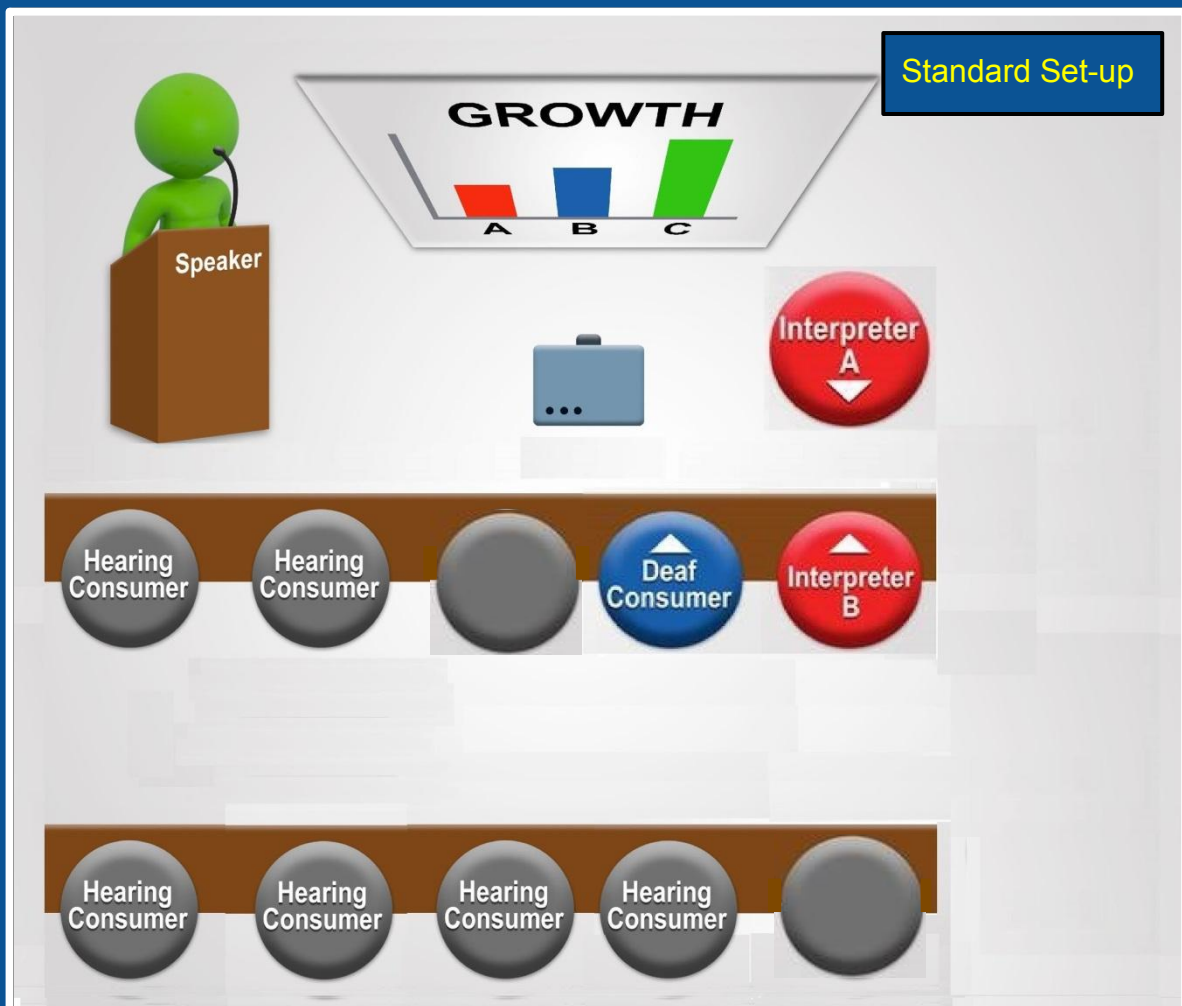
Dynamic Positioning & Visual Field

is important because by highly prioritizing and adapting **positioning and visual field**, deaf and deafblind consumers and interpreters **readily** receive visual information that is **essential** for understanding the intent of the speaker.

Stephen Frank, 2016

Standard Set-up

Mainstream Group Setting



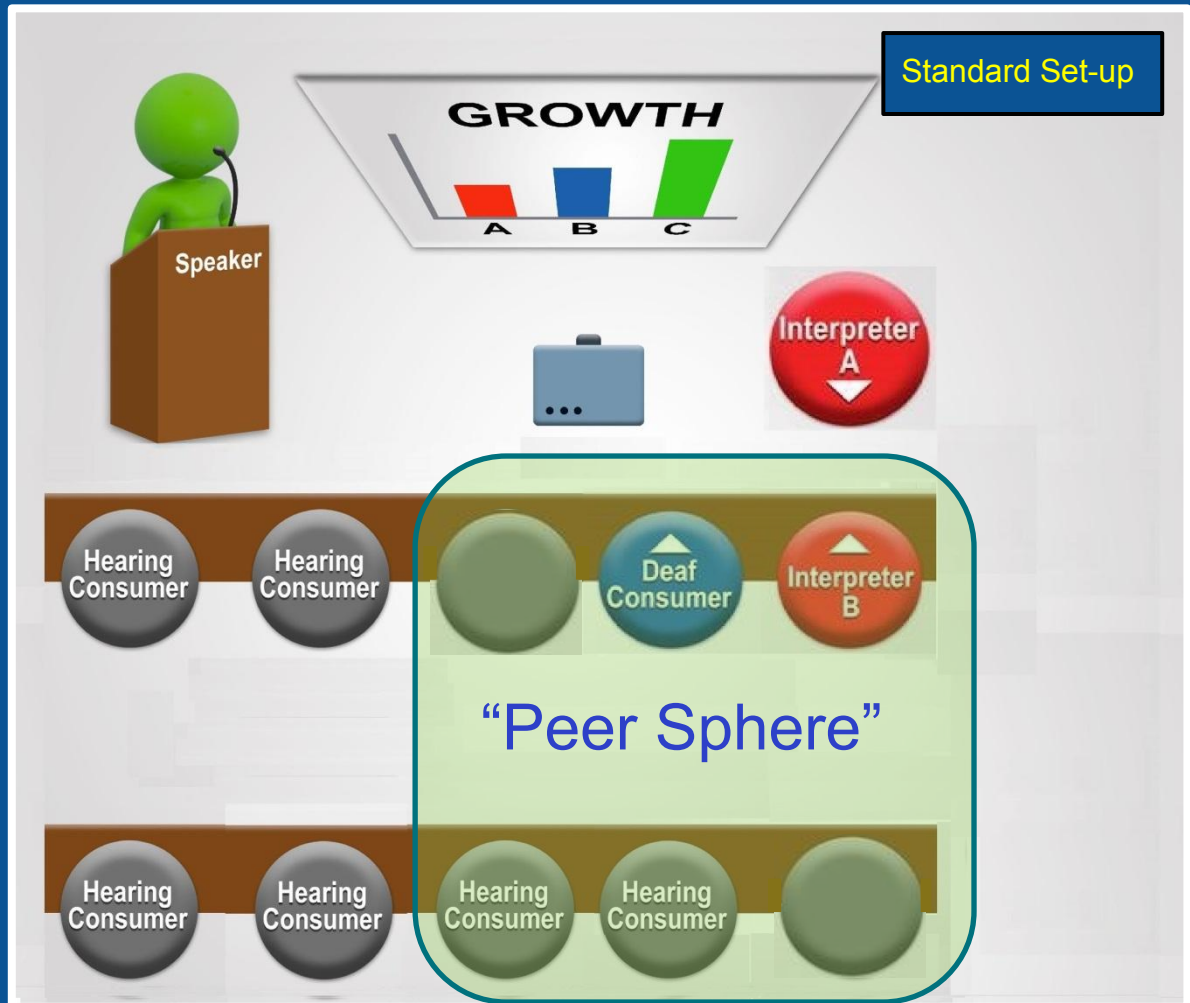
Features

- front corner designated seating
- interpreter facing opposite direction and back to sources of information
- unoccupied seats nearby
- deaf and deafblind consumers backs to hearing consumers

Standard Set-up Seating

“Peer Sphere”

Only two out of five seats
have hearing consumers



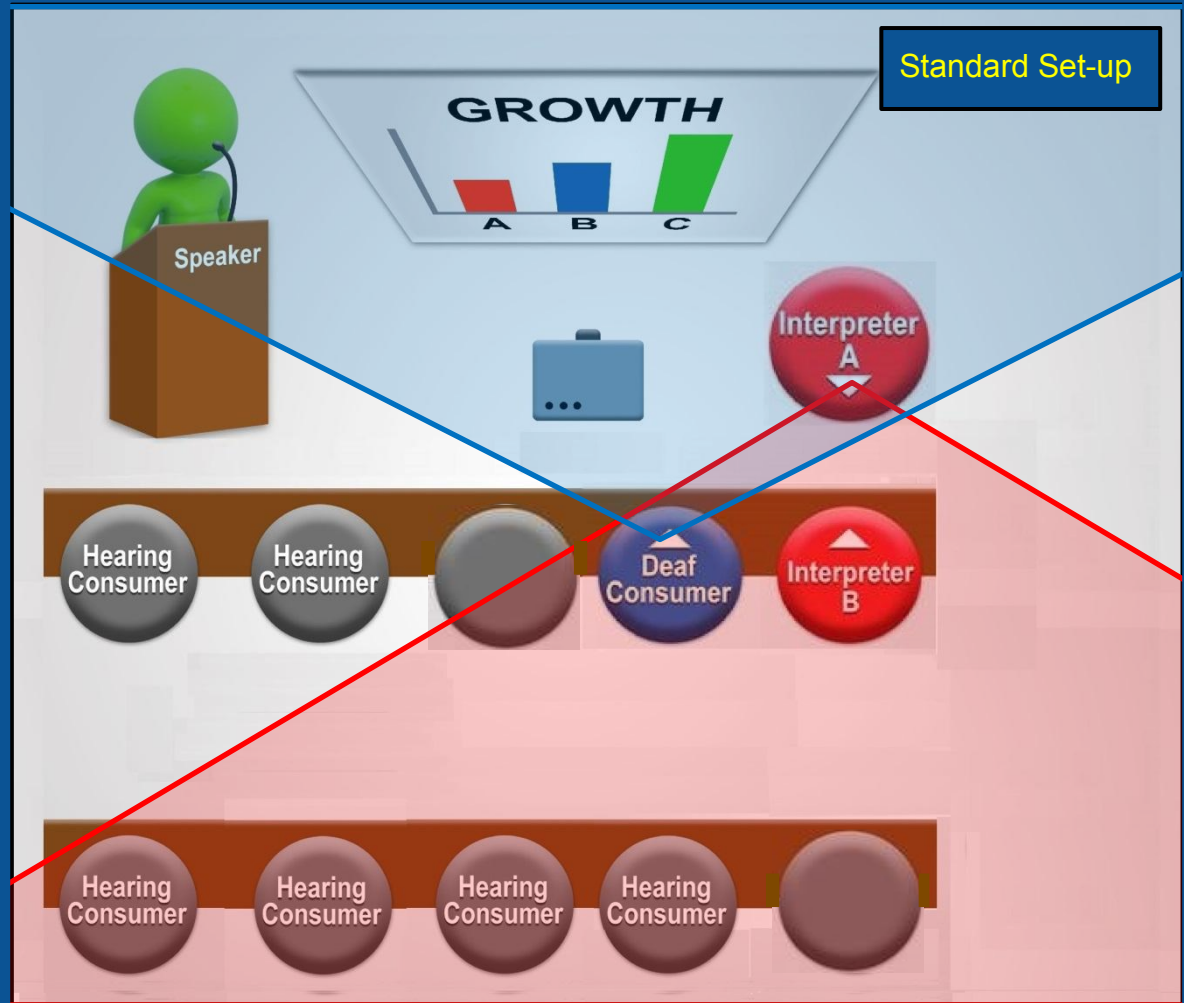
Standard Set-up

Challenges for Consumers

- removed seating; minimal awareness of and interaction with other consumers
- Visual Split-Attention
- variable need to reinterpret translations and transliterations into understandable versions

Challenges for Interpreters

- little to no control over seating, sound, lighting, background
- interpreter rarely has real-time access to speaker's nonverbal cues and visual aids
- interpreting messages they do not understand

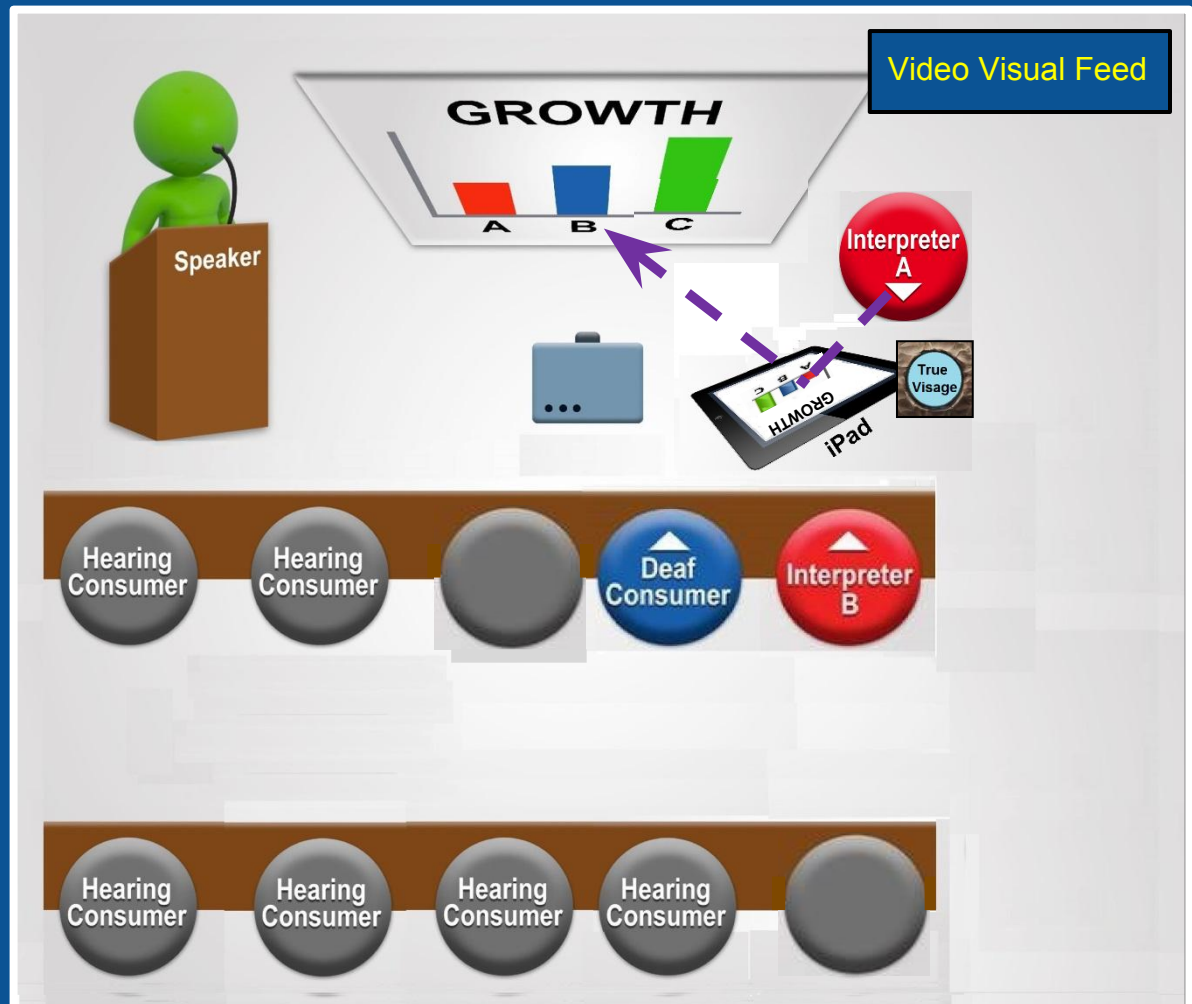


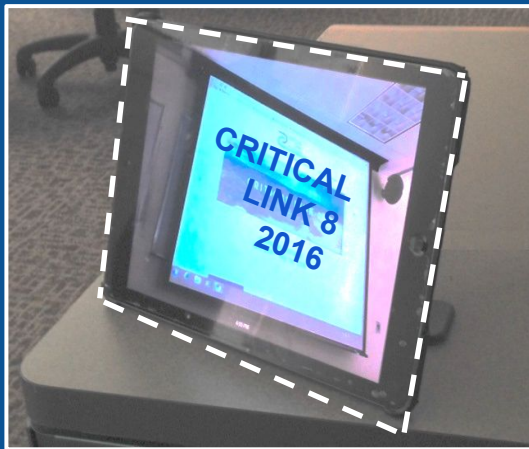
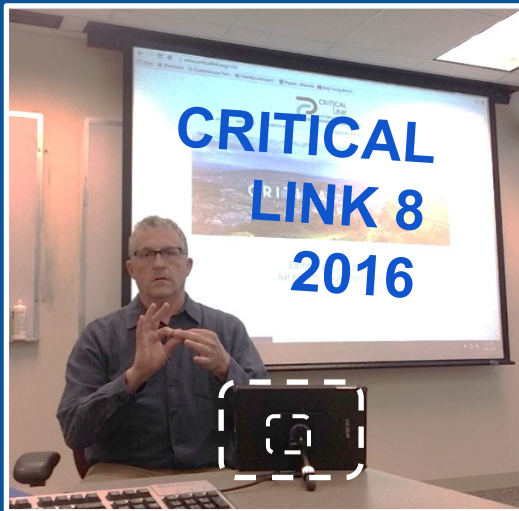
Video Visual Feed



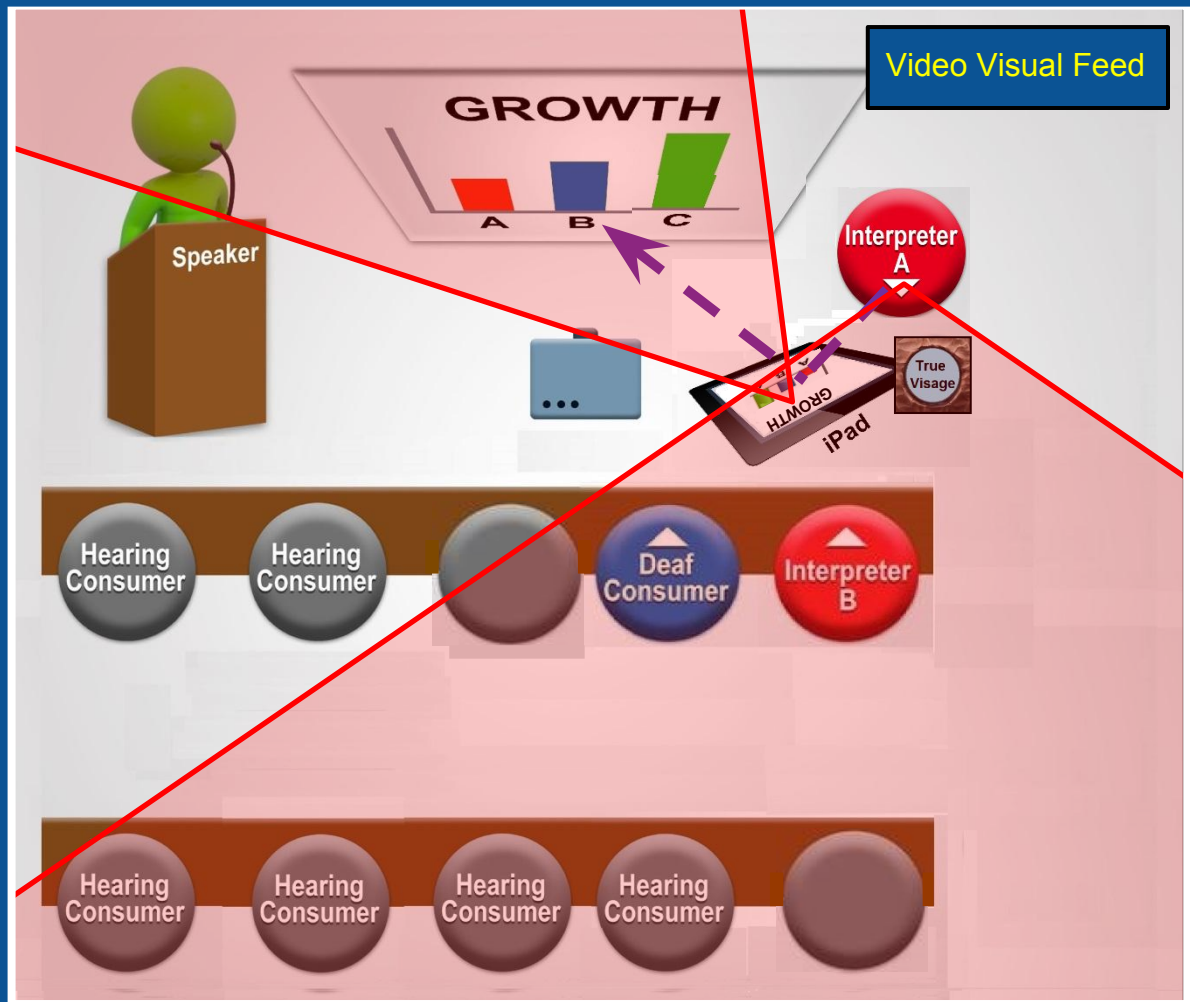
Features

- interpreter uses tablet computer with camera, software, display and mount
- interpreter correctly views speaker and visual aids on the tablet display in real time and sees the consumers and sources of information, on the display, in one visual field





Text in images is simulated



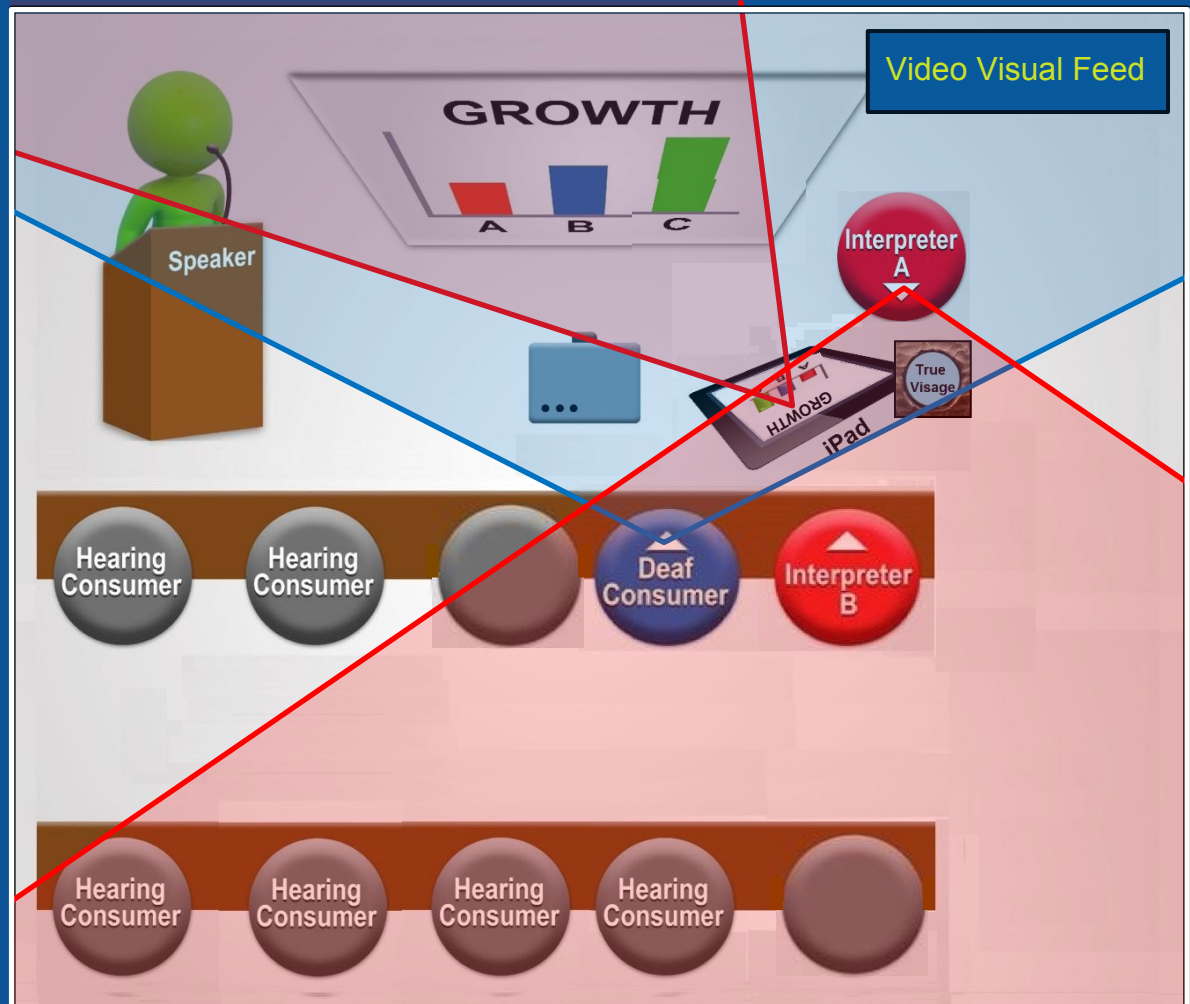
Video Visual Feed

Benefits

- more control over seating thus more options for positioning and and visual field
- interpreter has real-time views of speaker's nonverbal cues and visual aids
- visual information helps interpreter comprehend intent

Costs and Challenges

- equipment; tablet and stand
- training
- pre-assignment logistics
- time for set-up



Value of Visual Information

Panayotis Mouzourakis is a Greek-English Interpreter in the **European Parliament** and has written several articles on Video Remote Interpreting for spoken languages.

“You need to **visually follow the PowerPoint** presentation. It has been estimated that as much as **40 percent** of the information contained in a speech is conveyed by **nonverbal cues**.”

Vincent BUCK. "An interview with Panayotis Mouzourakis". *aiic.net*. March 23, 2000. Accessed September 30, 2016. <http://aiic.net/p/121>.

According to **Dennis Cokely** there are seven major stages of cognitive processing with regards to Minimizing Miscues. In Stage 1, Message Reception, he states:

“Interpreter must be **able** to perceive the message. If unable to perceive, the rest of the process cannot succeed.”

“Message reception occurs through visual perception/reception or auditory perception/reception.”

Anything that prohibits the ability to perceive/ receive the message (poor eye sight, distance, noise, loss of hearing) will impact on the accuracy of message reception.”

The Cokely Model, Dennis Cokely, Interpretation: A Sociolinguistic Model of the Interpretation Process, Burtonsville, MD: Linstok Press, 1992.

Adan Penilla stated in a presentation this information about gesture.

Gesture carries purpose and meaning. It can:

- add emphasis and information to spoken language
- add a level of emotionality to a point
- show transition in topic or organized thoughts
- require less time to express a mood, attitude, or idea as compared to language

Paraphrased from slides of Dr. Adan R. Penilla, II
Colorado State U. Adjunct Professor, 2013 RID National Conference aslworldmatters.com

Video Proximal Interpreting Features

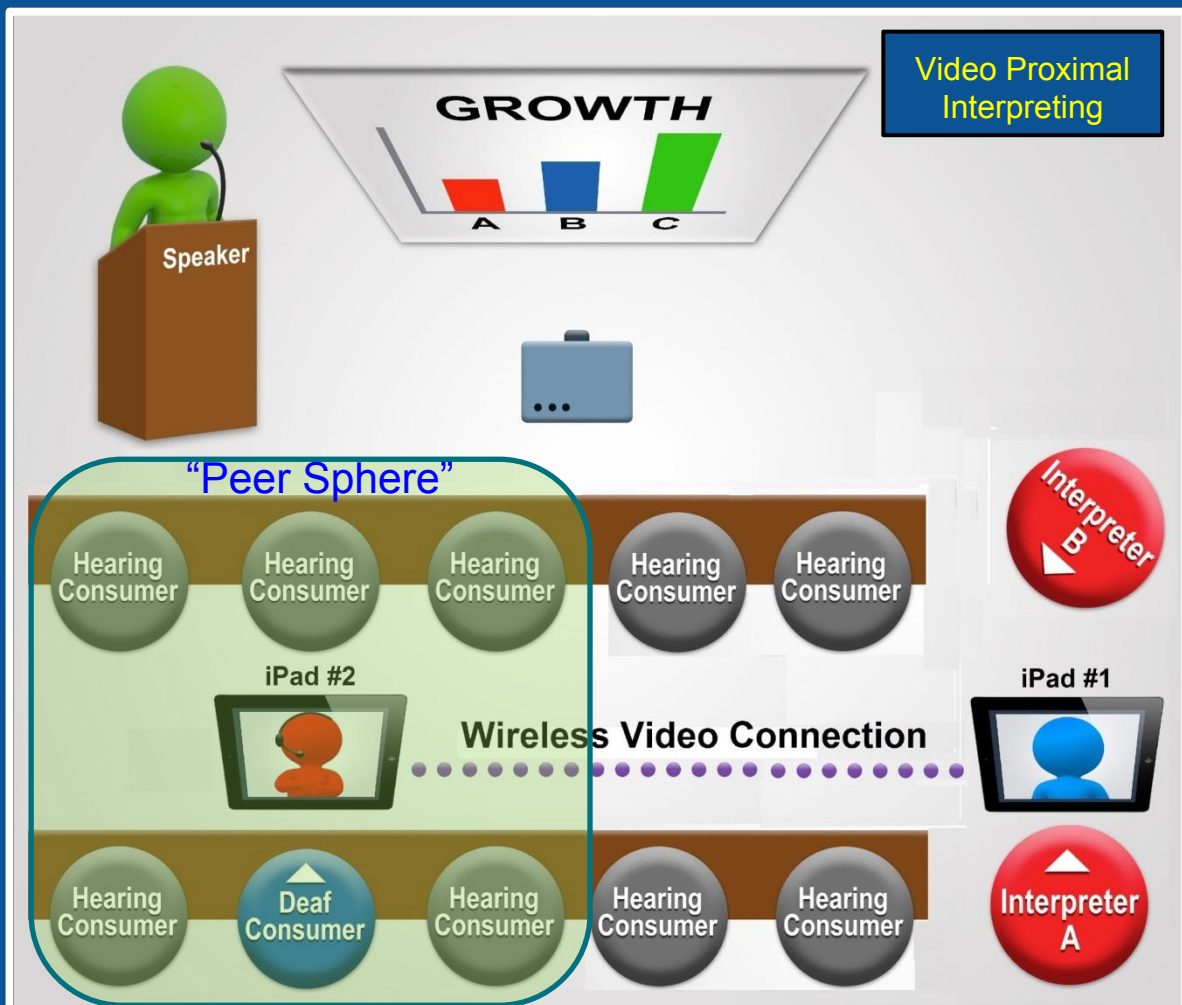
Deaf and deafblind consumers and interpreters settle themselves in separate locations of their choosing in the same room -- facing forward.

The interpreters face forward and in separate locations of their choosing

- camera, display and mount
- video software and link
- blending and deaf gain


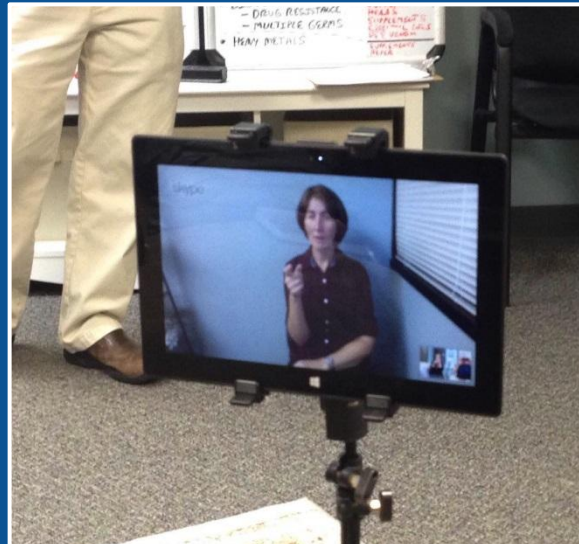

This new set-up gives:

- consumers and interpreters **choice**
- gives deaf and hearing consumers a chance to **adjoin**
- interpreters a chance to **normalize**



Video Proximal Interpreting

- Two deaf consumers
- One hearing speaker and three attendees
- Interpreter sits behind the deaf consumers
- Interprets to a laptop camera that connects to a tablet standing on a tripod



Video Proximal Interpreting

Benefits

- choice of location & seating
- single *forward* visual field
- incidental interaction & learning
- appropriate distances
- normalization* and blending

Costs and Challenges

- pre-assignment time
- equipment and connectivity
- training and on-site logistics
- equipment and connectivity

* conforming with a standard; become familiar and understood

